

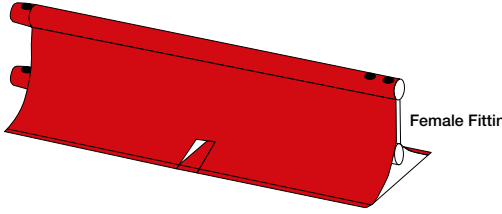
Assembly of the Multi Applicational Safety System

The M.A.S.S. base unit consists of a welded steel base, hot dip zinc galvanized and powder coated, each unit weighing approx. 55 kgs and 150 cm x 50 cm wide x 42 cm high.

No tools are required to install M.A.S.S. 1 barrier. When installing, it is recommended that the surface be as flat and even as possible. This will aid the assembly of base units and top sections.

1 Fitting

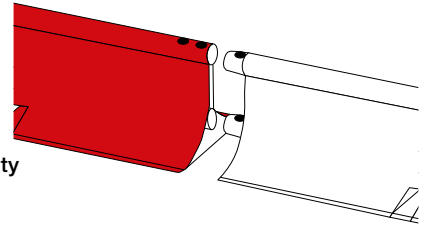
Male Fitting



Female Fitting

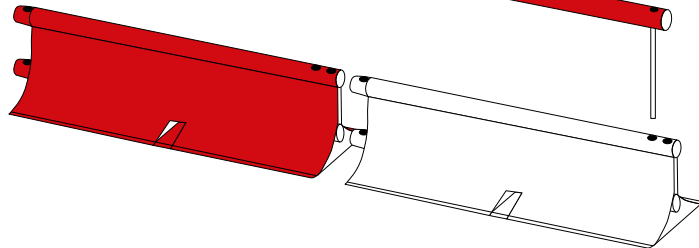
2 Assembly

Push units together to assemble.
Ensure holes are aligned when assembled.
To ensure ultimate manoeuvrability assemble four units at any time.



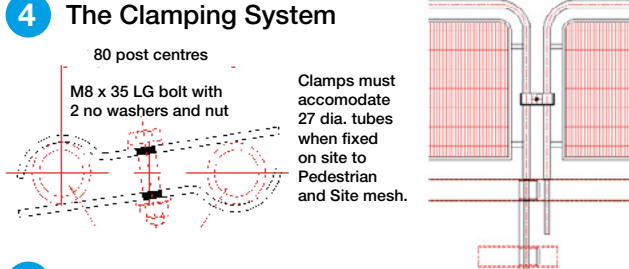
3 Fixing

All Top Sections have the same fixing system



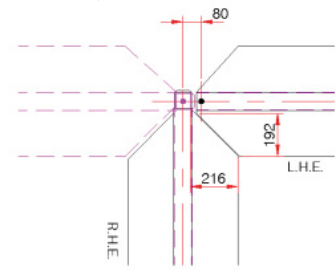
4 The Clamping System

80 post centres
M8 x 35 LG bolt with 2 no washers and nut
Clamps must accommodate 27 dia. tubes when fixed on site to Pedestrian and Site mesh.

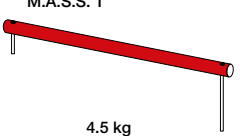
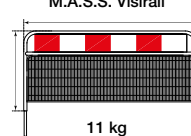
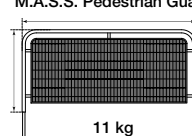




5 Corner Base Units

Designed to allow the system to be assembled through 180 degrees. When a project requires corner units it is recommended to start the installation in the corner and work outwards.

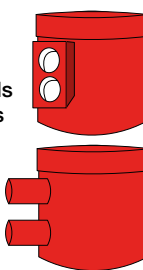


6 Top Sections Available

<p>M.A.S.S. 1</p>  <p>4.5 kg</p>	<p>M.A.S.S. Visirail</p>  <p>11 kg</p>	<p>M.A.S.S. Pedestrian Guard</p>  <p>11 kg</p>	<p>M.A.S.S. Site Guard</p>  <p>35 kg Spans 2 no M.A.S.S. base units</p>	<p>M.A.S.S. Screen Guard</p>  <p>85 kg</p>
--	---	---	---	---

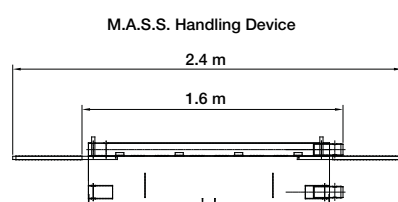

7 Buffer Ends

Cylindrical Buffer ends act as crash cushions and at the same time put a tidy finishing touch to the system.



8 Handling Device

Asset VRS have developed a bespoke manual handling device to help with the installation. Simple and easy to use one man each end of the unit can easily lift and carry to the required position.

All metal parts are zinc galvanized to maximise working life of the system. The M.A.S.S. base unit and M.A.S.S. 1 are tested for vehicle containment under BS EN 1317-2, T2 W5, unlike cones and other systems. The M.A.S.S. barrier uses the weight of the vehicle to restrict the deflection of an impact.

